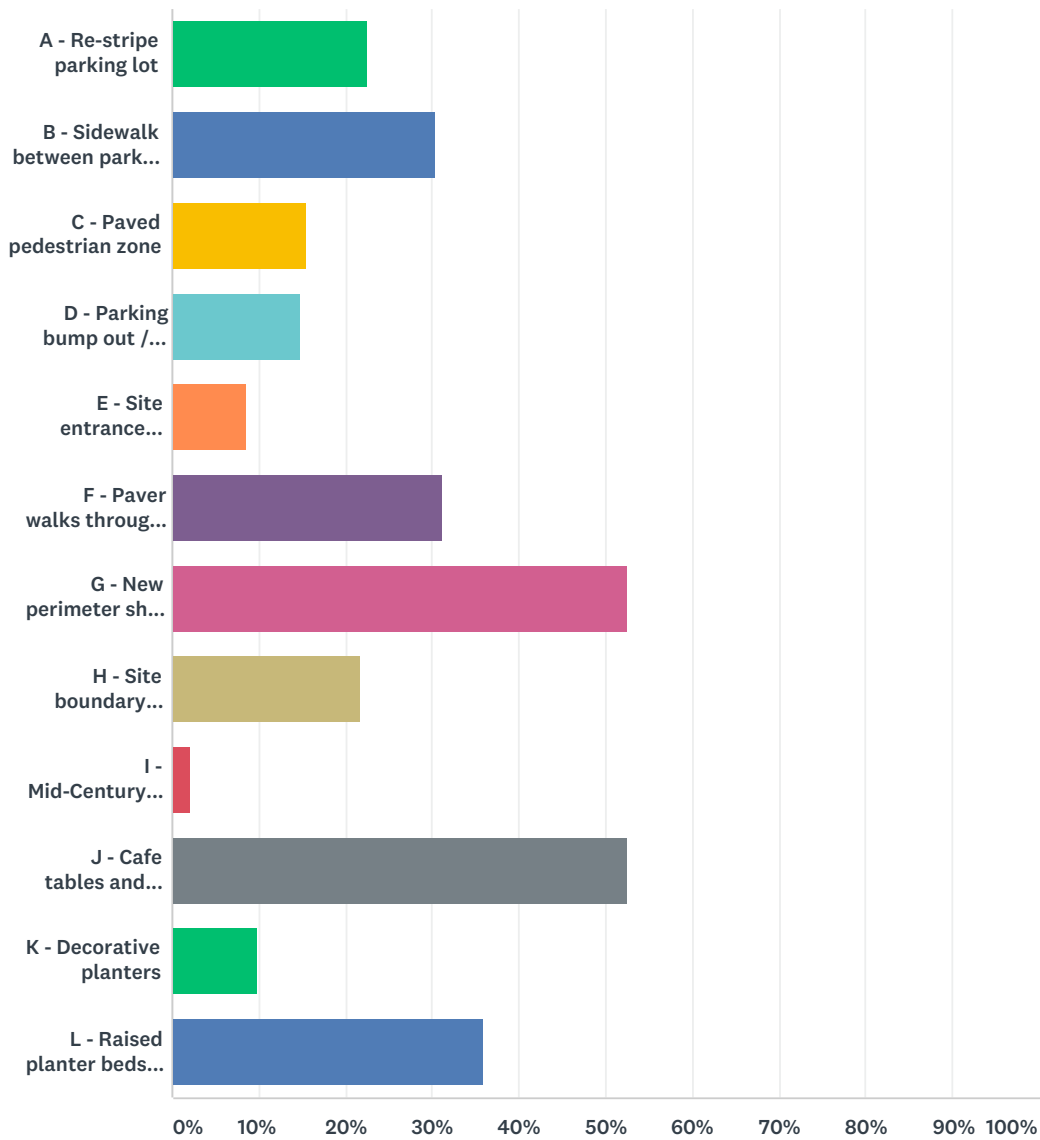


Q1 Select the letters of your top 3 improvements for the Clark's and Oddfellows Pocket Park concept.

Answered: 234 Skipped: 14

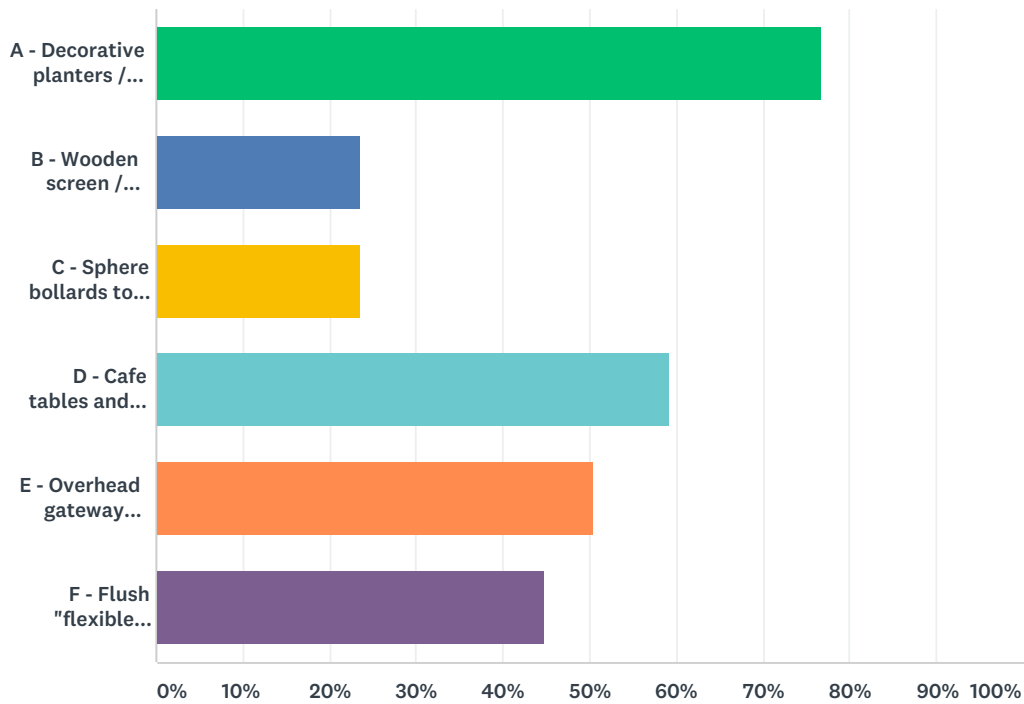


ANSWER CHOICES	RESPONSES	
A - Re-stripe parking lot	22.65%	53
B - Sidewalk between parking & open space	30.34%	71
C - Paved pedestrian zone	15.38%	36
D - Parking bump out / define edge	14.96%	35
E - Site entrance columns	8.55%	20
F - Paver walks through site / define open space	31.20%	73
G - New perimeter shade trees	52.56%	123

H - Site boundary ornamental fence	21.79%	51
I - Mid-Century Modern sculpture	2.14%	5
J - Cafe tables and chairs / Adirondack chairs	52.56%	123
K - Decorative planters	9.83%	23
L - Raised planter beds with seatwall	35.90%	84
Total Respondents: 234		

Q2 Select the letters of your top 3 improvements for the Robina North Flexible Street concept.

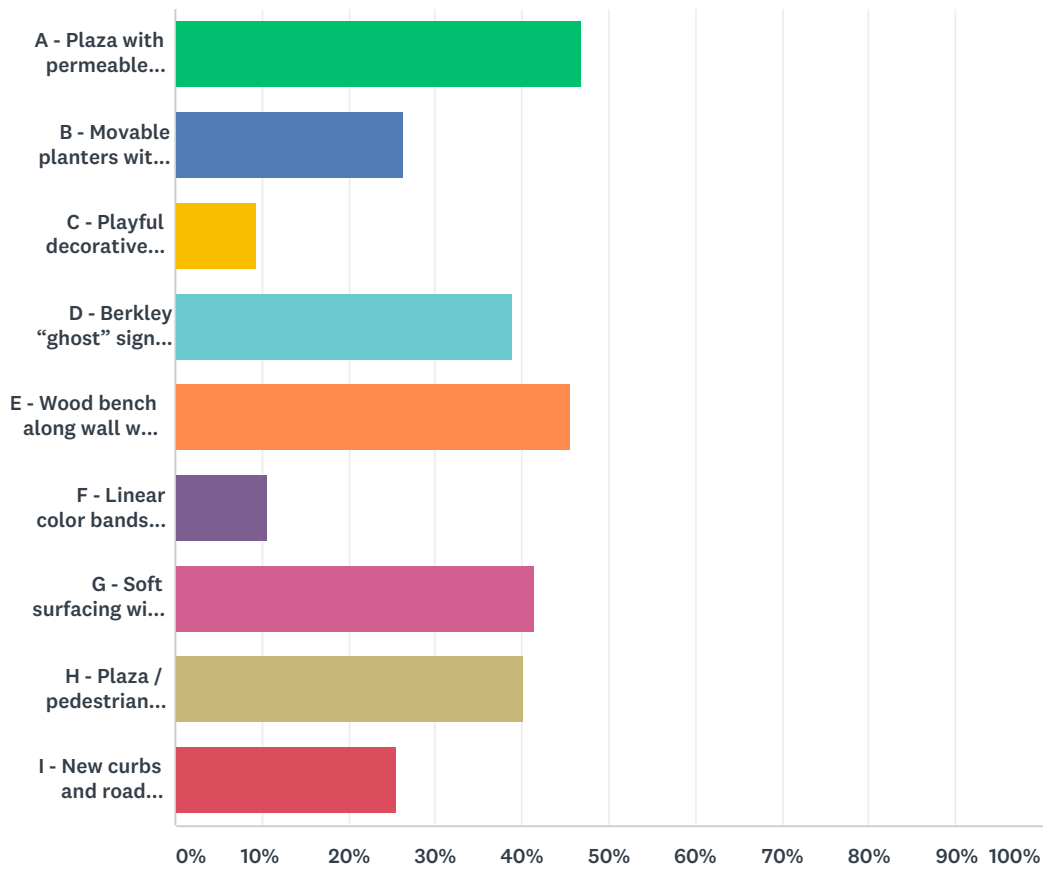
Answered: 228 Skipped: 20



ANSWER CHOICES	RESPONSES	
A - Decorative planters / bench seating	76.75%	175
B - Wooden screen / planter box	23.68%	54
C - Sphere bollards to define edges	23.68%	54
D - Cafe tables and chairs	59.21%	135
E - Overhead gateway structure	50.44%	115
F - Flush "flexible street" with decorative permeable paver patterns	44.74%	102
Total Respondents: 228		

Q3 Select the letters of your top 3 improvements for the Robina South Play Space concept.

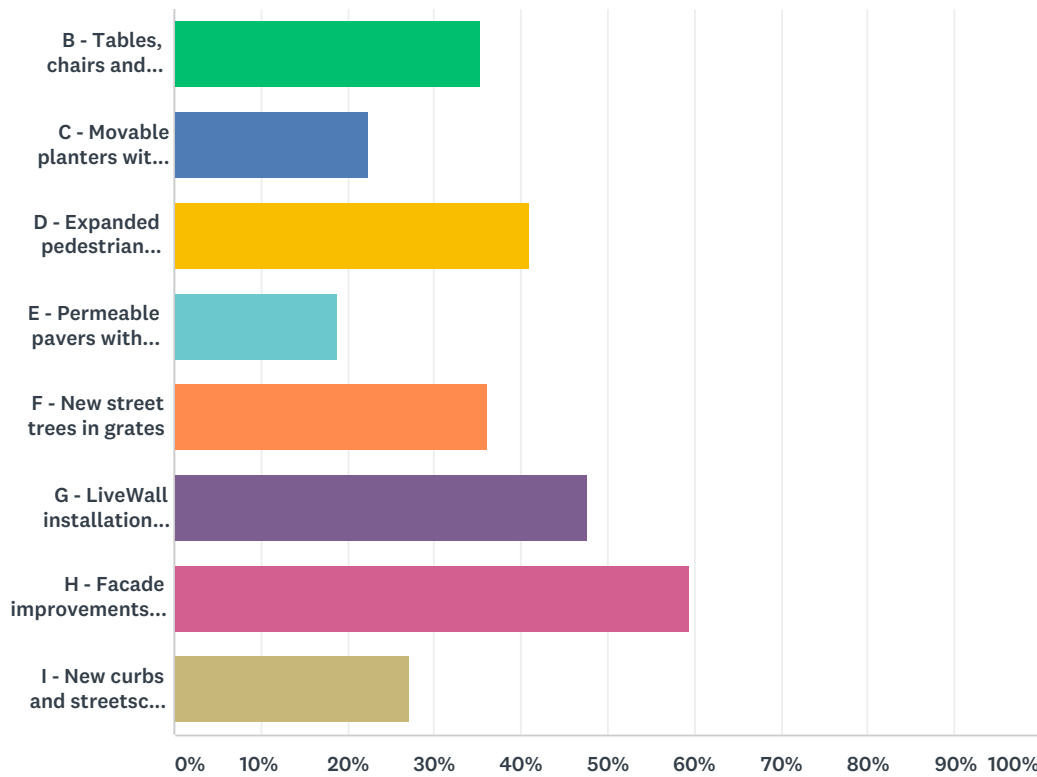
Answered: 224 Skipped: 24



ANSWER CHOICES	RESPONSES	
A - Plaza with permeable paving, colorful tables and chairs	46.88%	105
B - Movable planters with annuals	26.34%	59
C - Playful decorative elements in tree	9.38%	21
D - Berkley "ghost" sign on brick wall	38.84%	87
E - Wood bench along wall with vertical decorative panels	45.54%	102
F - Linear color bands that extend into street and onto brick wall	10.71%	24
G - Soft surfacing with play elements	41.52%	93
H - Plaza / pedestrian lighting with banners	40.18%	90
I - New curbs and road pavement	25.45%	57
Total Respondents: 224		

Q4 Select the letters of your top 3 improvements for the Berkley High Parking Green Seating concept.

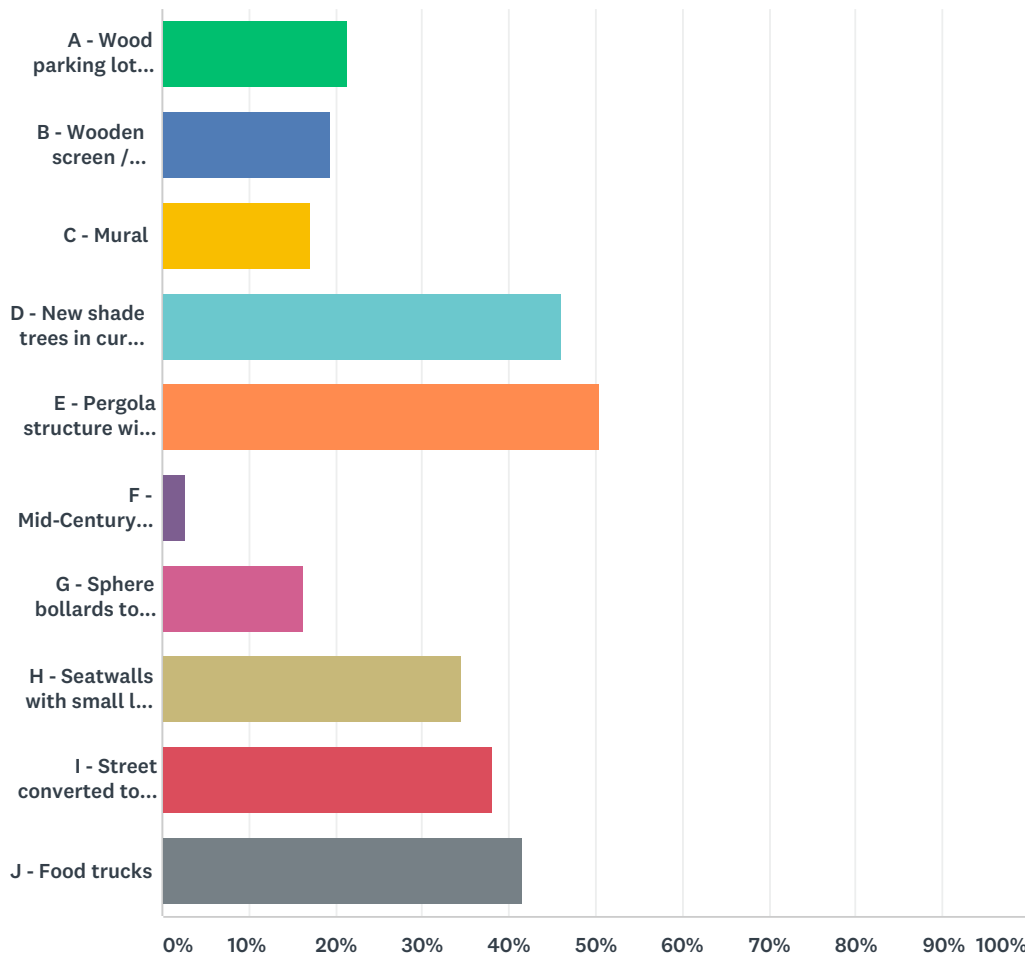
Answered: 224 Skipped: 24



ANSWER CHOICES	RESPONSES	
B - Tables, chairs and benches	35.27%	79
C - Movable planters with annuals	22.32%	50
D - Expanded pedestrian space and parking lot screening	41.07%	92
E - Permeable pavers with banding pattern	18.75%	42
F - New street trees in grates	36.16%	81
G - LiveWall installation with custom patterning	47.77%	107
H - Facade improvements / coffee shop with mural	59.38%	133
I - New curbs and streetscape improvements	27.23%	61
Total Respondents: 224		

Q5 Select the letters of your top 3 improvements for the Dorotha Street Plaza concept.

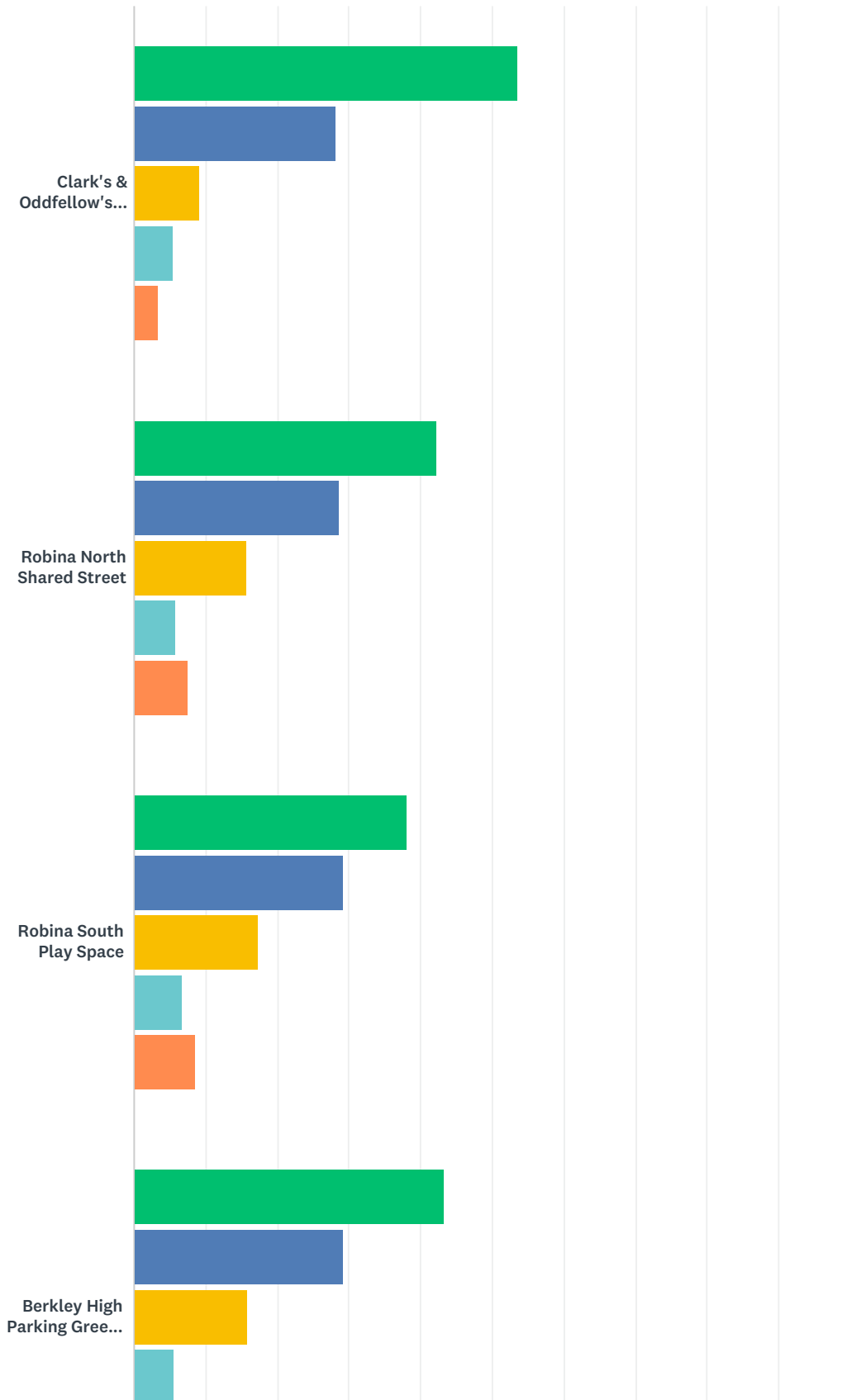
Answered: 226 Skipped: 22

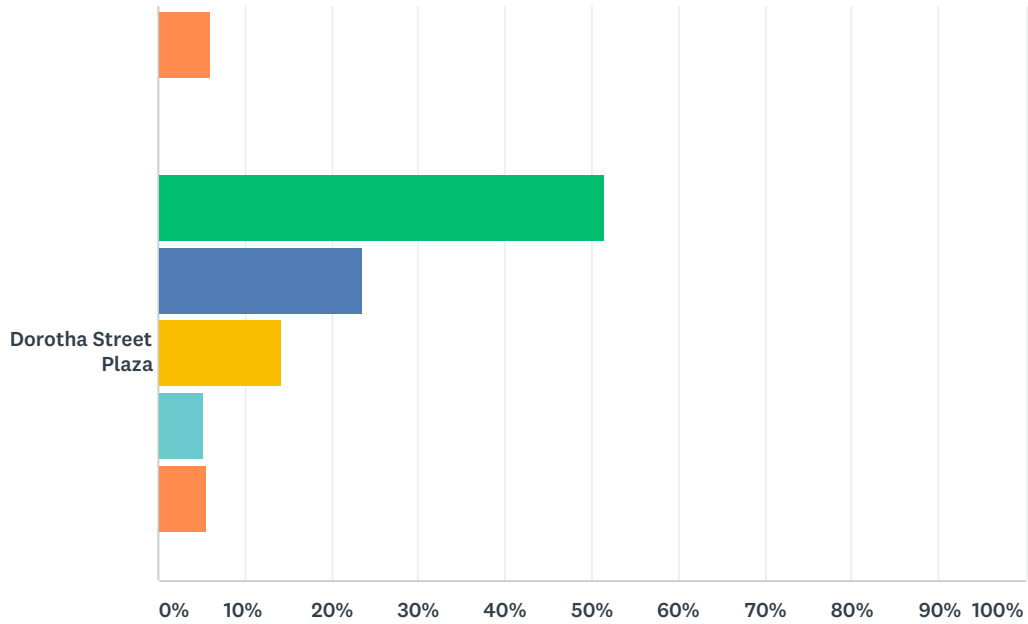


ANSWER CHOICES	RESPONSES	
A - Wood parking lot screen	21.24%	48
B - Wooden screen / threshold structure with bench	19.47%	44
C - Mural	17.26%	39
D - New shade trees in curbed planter	46.02%	104
E - Pergola structure with string lights	50.44%	114
F - Mid-Century Modern sculpture on concrete base	2.65%	6
G - Sphere bollards to define edge	16.37%	37
H - Seatwalls with small lawn area	34.51%	78
I - Street converted to plaza with pavers and concrete banding	38.05%	86
J - Food trucks	41.59%	94

Q6 Overall, how would you rate the following Urban Park concepts?

Answered: 238 Skipped: 10



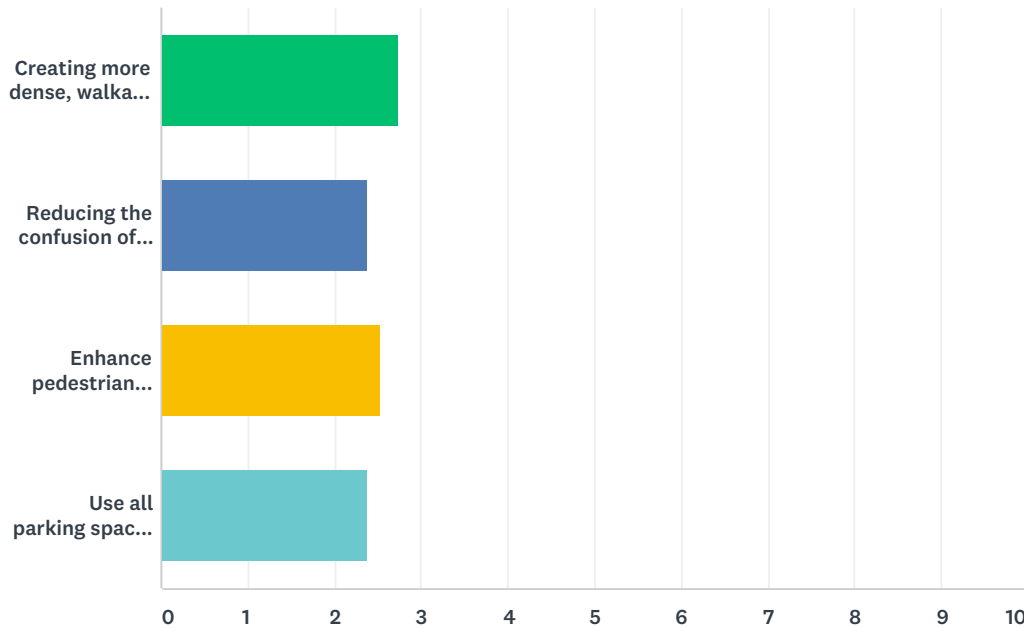


■ Like Very Much
 ■ Like
 ■ Neutral
 ■ Dislike
 ■ Dislike Very Much

	LIKE VERY MUCH	LIKE	NEUTRAL	DISLIKE	DISLIKE VERY MUCH	TOTAL
Clark's & Oddfellow's Pocket Park	53.59% 127	28.27% 67	9.28% 22	5.49% 13	3.38% 8	237
Robina North Shared Street	42.19% 100	28.69% 68	15.61% 37	5.91% 14	7.59% 18	237
Robina South Play Space	38.14% 90	29.24% 69	17.37% 41	6.78% 16	8.47% 20	236
Berkley High Parking Green Seating	43.35% 101	29.18% 68	15.88% 37	5.58% 13	6.01% 14	233
Dorotha Street Plaza	51.50% 120	23.61% 55	14.16% 33	5.15% 12	5.58% 13	233

Q8 Which of the Downtown Parking Management Strategies listed do you think are most important for Downtown Berkley to address? Please rank your order of importance, 1 being the highest.

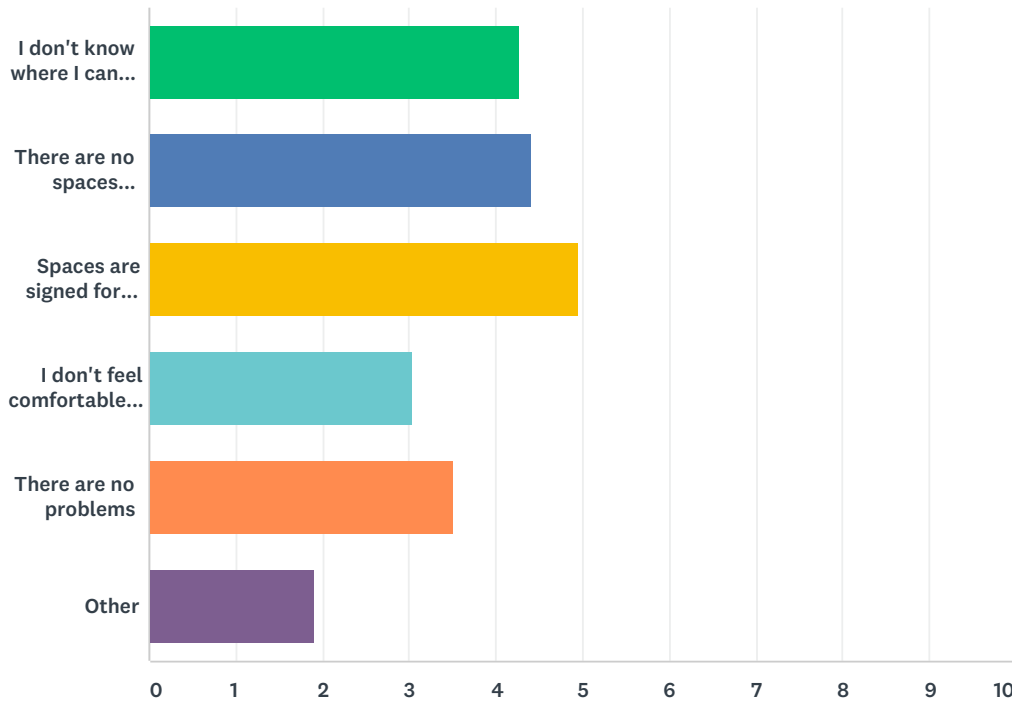
Answered: 183 Skipped: 65



	1	2	3	4	TOTAL	SCORE
Creating more dense, walkable land development by right-sizing the parking footprint	36.99% 64	18.50% 32	26.59% 46	17.92% 31	173	2.75
Reducing the confusion of incoming drivers through increased/improved signage on City lots	17.44% 30	33.14% 57	19.19% 33	30.23% 52	172	2.38
Enhance pedestrian comfort through improved on-street parking and pedestrian crossing amenities	20.34% 36	29.94% 53	32.77% 58	16.95% 30	177	2.54
Use all parking spaces downtown by establishing a Parking District to share spaces between public and private assets	27.53% 49	18.54% 33	19.66% 35	34.27% 61	178	2.39

Q9 In your opinion what are the biggest issues you encounter when parking in downtown Berkley? Please rank the issues below, 1 being the biggest issue

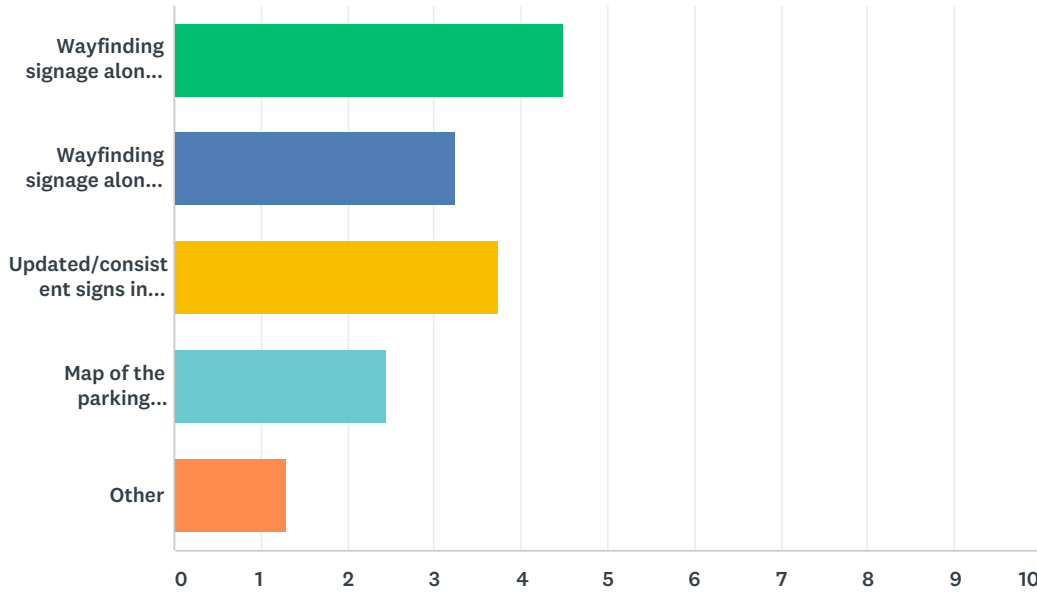
Answered: 176 Skipped: 72



	1	2	3	4	5	6	TOTAL	SCORE
I don't know where I can park because signage is confusing	20.30% 27	27.82% 37	27.07% 36	12.78% 17	7.52% 10	4.51% 6	133	4.27
There are no spaces available in public lots	25.87% 37	23.78% 34	27.97% 40	12.59% 18	6.99% 10	2.80% 4	143	4.41
Spaces are signed for individual businesses making it difficult to find a space I can park in	39.07% 59	33.11% 50	16.56% 25	7.28% 11	2.65% 4	1.32% 2	151	4.95
I don't feel comfortable walking from where parking is available to where I am going	3.76% 5	8.27% 11	16.54% 22	41.35% 55	18.80% 25	11.28% 15	133	3.03
There are no problems	30.30% 40	6.82% 9	4.55% 6	9.85% 13	38.64% 51	9.85% 13	132	3.51
Other	4.72% 5	6.60% 7	5.66% 6	5.66% 6	11.32% 12	66.04% 70	106	1.90

Q10 In your opinion, what type of signage would be the most beneficial in reducing confusion for incoming parkers? Please rank your order of preference 1 being the highest.

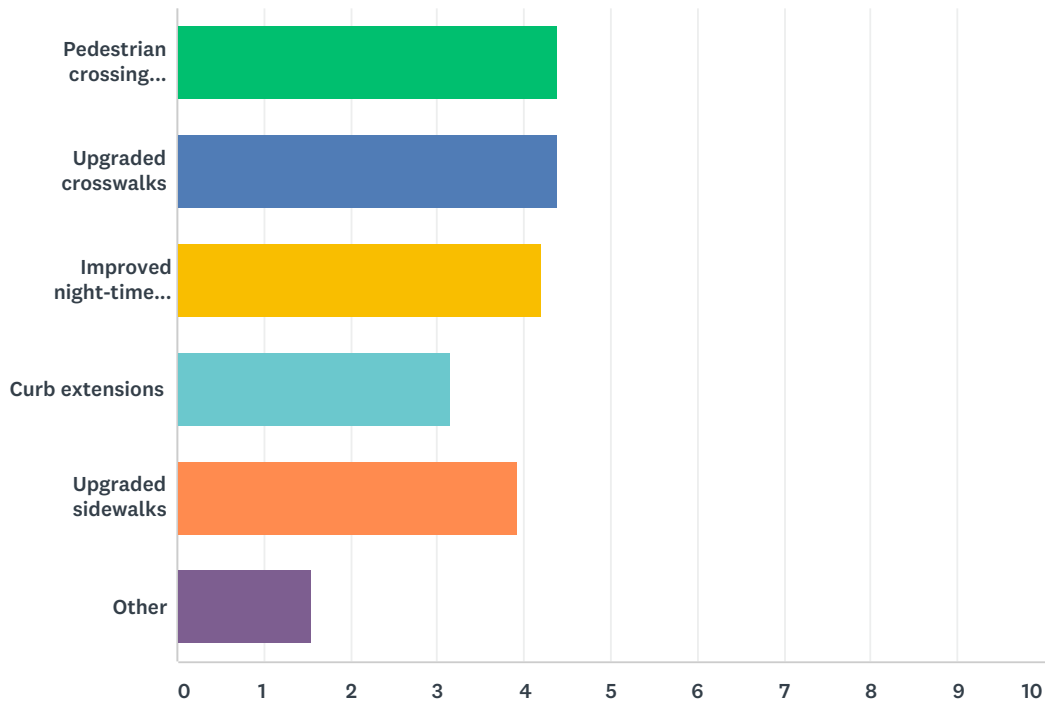
Answered: 169 Skipped: 79



	1	2	3	4	5	TOTAL	SCORE
Wayfinding signage along major corridors (i.e. Coolidge, 12-Mile) with arrows indicating the direction of the lots	63.29% 100	24.68% 39	10.13% 16	1.27% 2	0.63% 1	158	4.49
Wayfinding signage along major corridors (i.e. Coolidge, 12-Mile) with the number of spaces available in each facility	9.52% 14	36.05% 53	29.25% 43	20.41% 30	4.76% 7	147	3.25
Updated/consistent signs in front of each City owned lot specifying their name and hours of operation	27.39% 43	29.94% 47	33.76% 53	8.28% 13	0.64% 1	157	3.75
Map of the parking facilities on the DDA's website indicating publicly available facilities and the number of spaces available in them	3.97% 6	8.61% 13	21.85% 33	58.28% 88	7.28% 11	151	2.44
Other	3.06% 3	1.02% 1	4.08% 4	5.10% 5	86.73% 85	98	1.29

Q11 In your opinion, what pedestrian improvements would be beneficial to increase the distance people are willing to walk to and from parking facilities/key destinations? Please rank your order of preference, 1 being the highest.

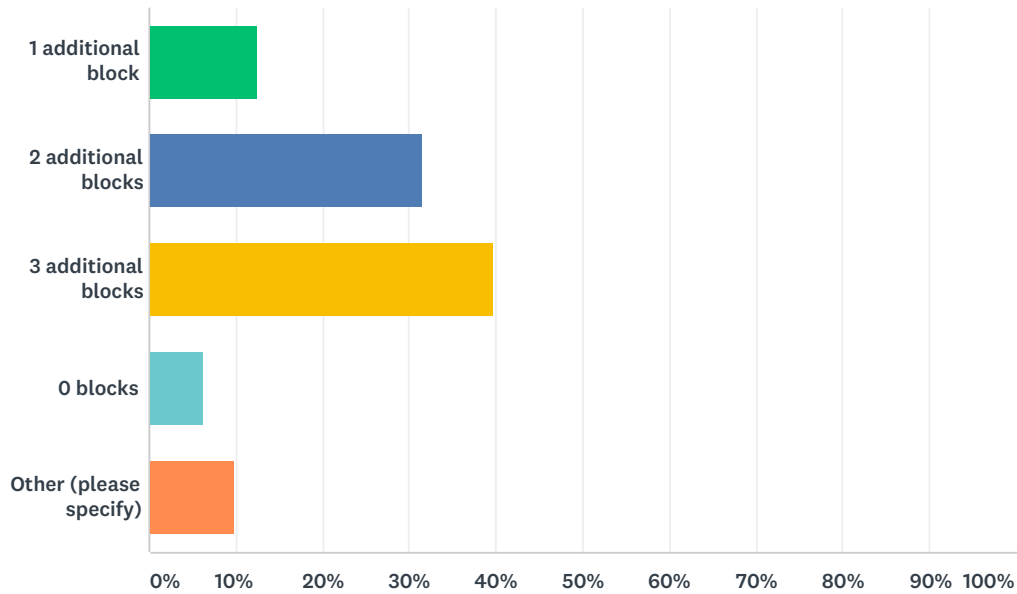
Answered: 170 Skipped: 78



	1	2	3	4	5	6	TOTAL	SCORE
Pedestrian crossing signals	33.11% 50	18.54% 28	19.87% 30	15.89% 24	9.27% 14	3.31% 5	151	4.40
Upgraded crosswalks	19.87% 30	30.46% 46	26.49% 40	15.89% 24	7.28% 11	0.00% 0	151	4.40
Improved night-time lighting	23.68% 36	22.37% 34	23.68% 36	13.16% 20	15.13% 23	1.97% 3	152	4.20
Curb extensions	9.03% 13	8.33% 12	12.50% 18	33.33% 48	32.64% 47	4.17% 6	144	3.15
Upgraded sidewalks	20.38% 32	21.66% 34	16.56% 26	15.29% 24	24.84% 39	1.27% 2	157	3.94
Other	4.44% 4	4.44% 4	2.22% 2	2.22% 2	3.33% 3	83.33% 75	90	1.54

Q12 With improved pedestrian, parking, and crossing amenities, how much farther would you be willing to walk from your car to your destination?

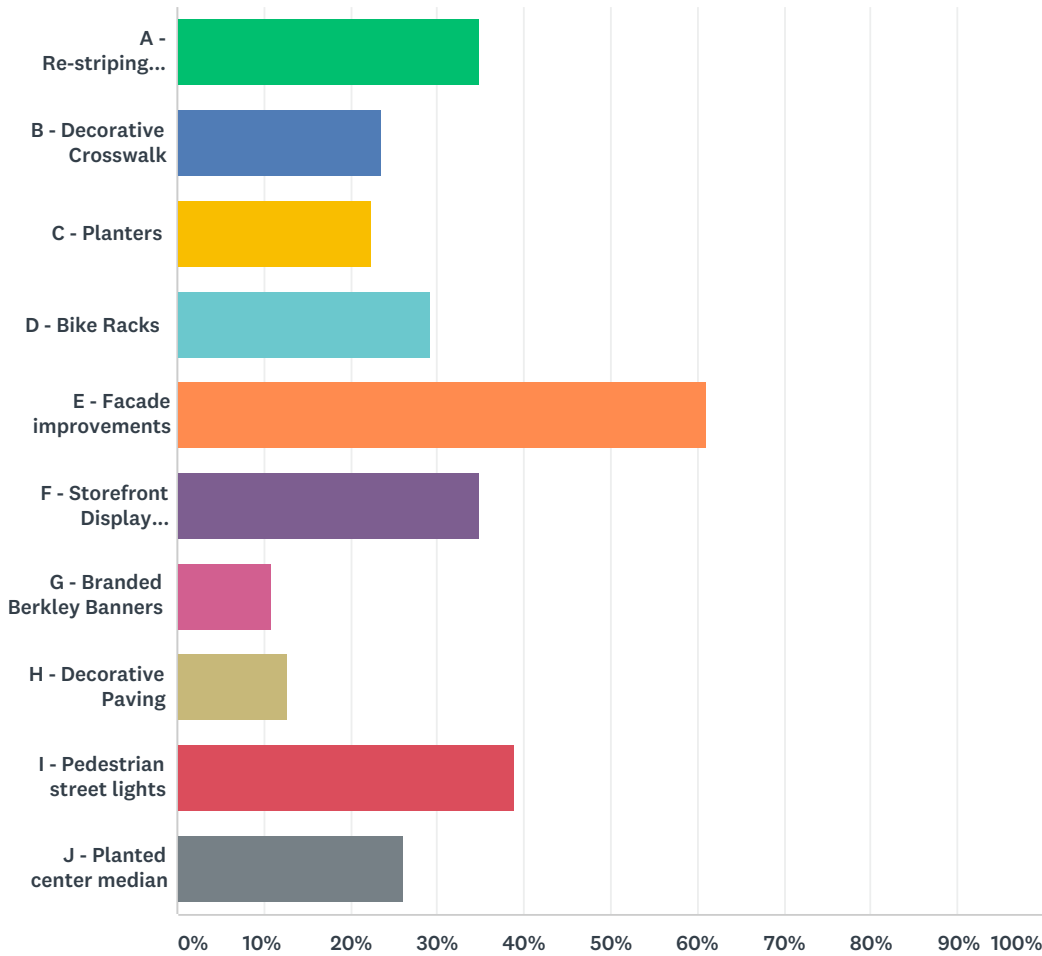
Answered: 174 Skipped: 74



ANSWER CHOICES	RESPONSES	
1 additional block	12.64%	22
2 additional blocks	31.61%	55
3 additional blocks	39.66%	69
0 blocks	6.32%	11
Other (please specify)	9.77%	17
TOTAL		174

Q15 Select the letters of your top three improvements for the Twelve Mile at Tyler improvement.

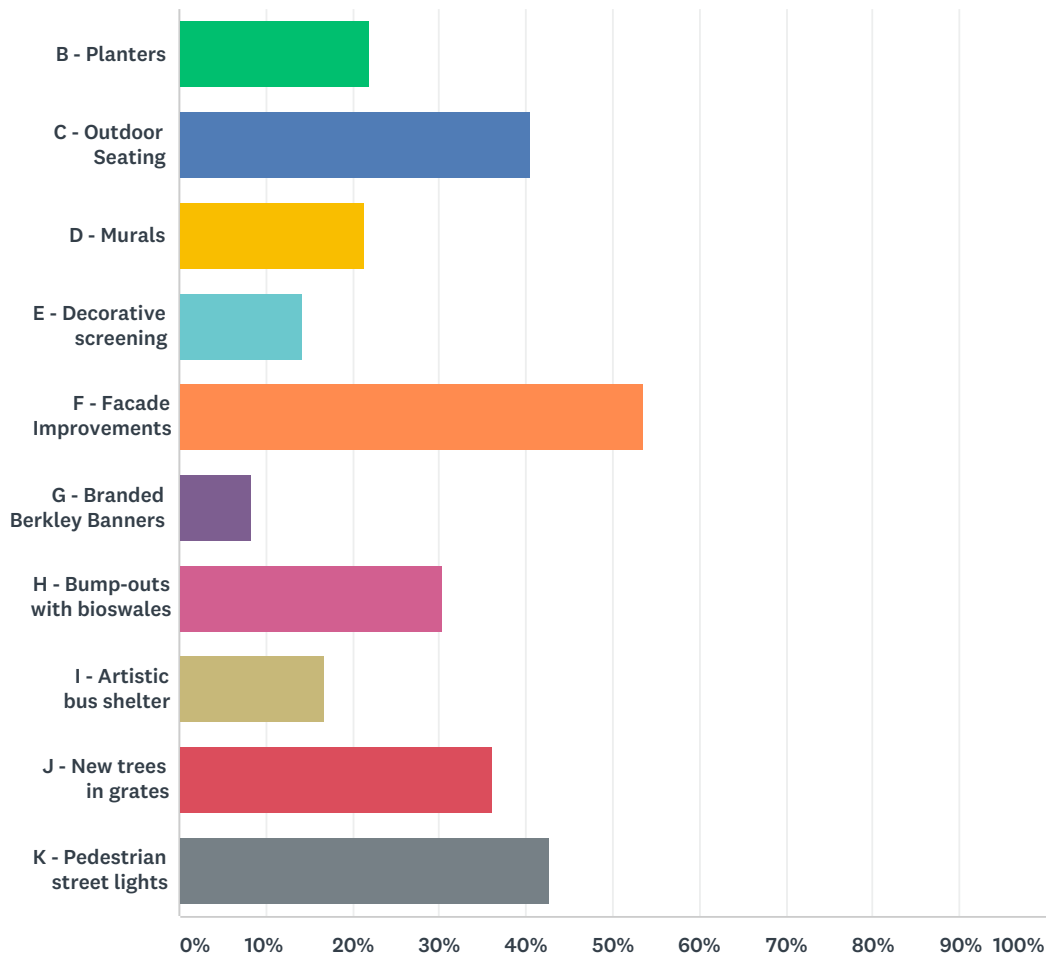
Answered: 157 Skipped: 91



ANSWER CHOICES	RESPONSES	
A - Re-striping road to three lanes of traffic with buffered bike lane	35.03%	55
B - Decorative Crosswalk	23.57%	37
C - Planters	22.29%	35
D - Bike Racks	29.30%	46
E - Facade improvements	61.15%	96
F - Storefront Display improvements	35.03%	55
G - Branded Berkley Banners	10.83%	17
H - Decorative Paving	12.74%	20
I - Pedestrian street lights	38.85%	61
J - Planted center median	26.11%	41

Q16 Select the letters of your top three improvements for the Coolidge at Edgewood improvement.

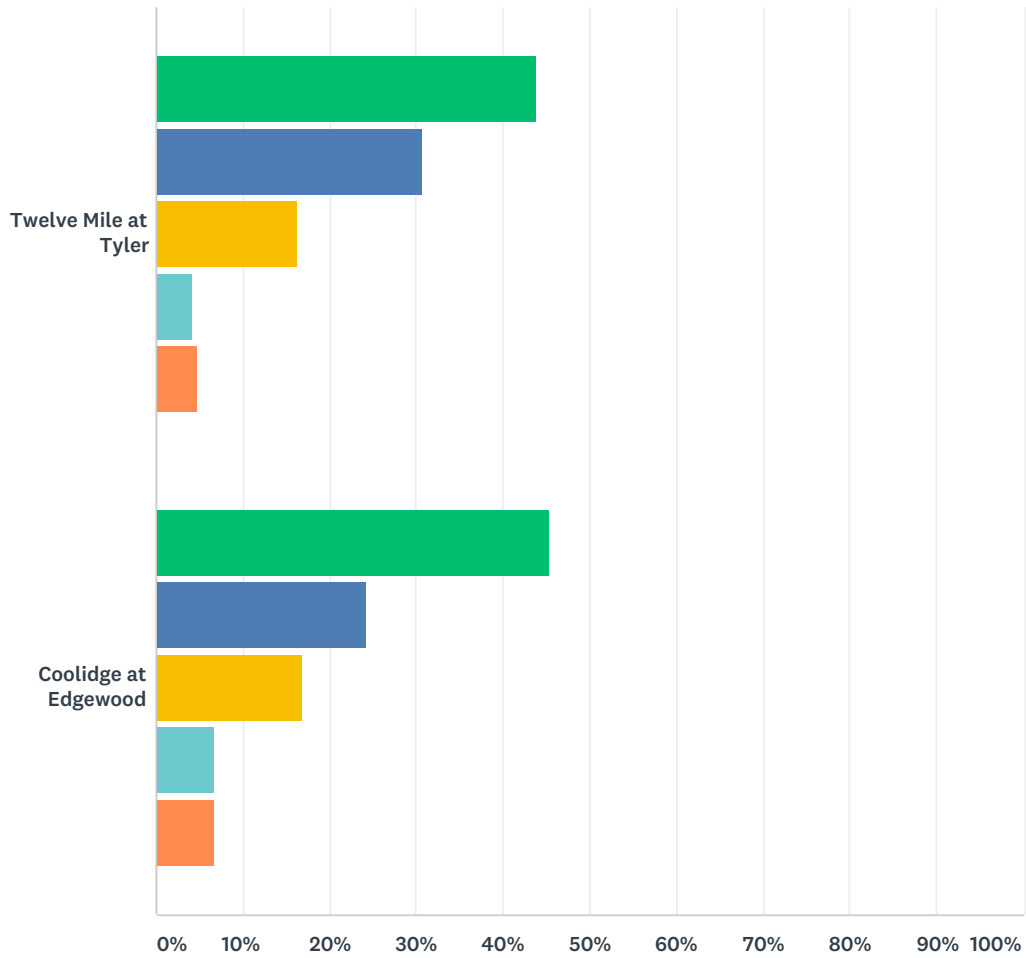
Answered: 155 Skipped: 93



ANSWER CHOICES	RESPONSES	
B - Planters	21.94%	34
C - Outdoor Seating	40.65%	63
D - Murals	21.29%	33
E - Decorative screening	14.19%	22
F - Facade Improvements	53.55%	83
G - Branded Berkley Banners	8.39%	13
H - Bump-outs with bioswales	30.32%	47
I - Artistic bus shelter	16.77%	26
J - New trees in grates	36.13%	56
K - Pedestrian street lights	42.58%	66

Q17 Overall, how would you rate the following Streetscape ideas?

Answered: 167 Skipped: 81

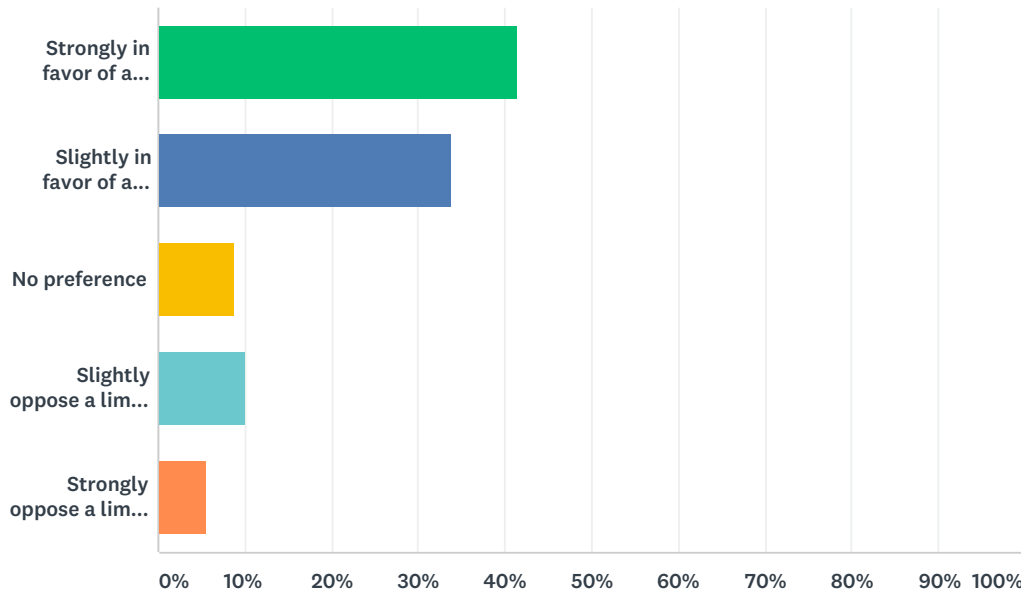


■ Like Very Much
 ■ Like
 ■ Neutral
 ■ Dislike
 ■ Dislike Very Much

	LIKE VERY MUCH	LIKE	NEUTRAL	DISLIKE	DISLIKE VERY MUCH	TOTAL
Twelve Mile at Tyler	43.98% 73	30.72% 51	16.27% 27	4.22% 7	4.82% 8	166
Coolidge at Edgewood	45.45% 75	24.24% 40	16.97% 28	6.67% 11	6.67% 11	165

Q19 After reading about chain business ordinances, how do you view establishing a limit on the number of chain/franchise businesses in Downtown Berkley?

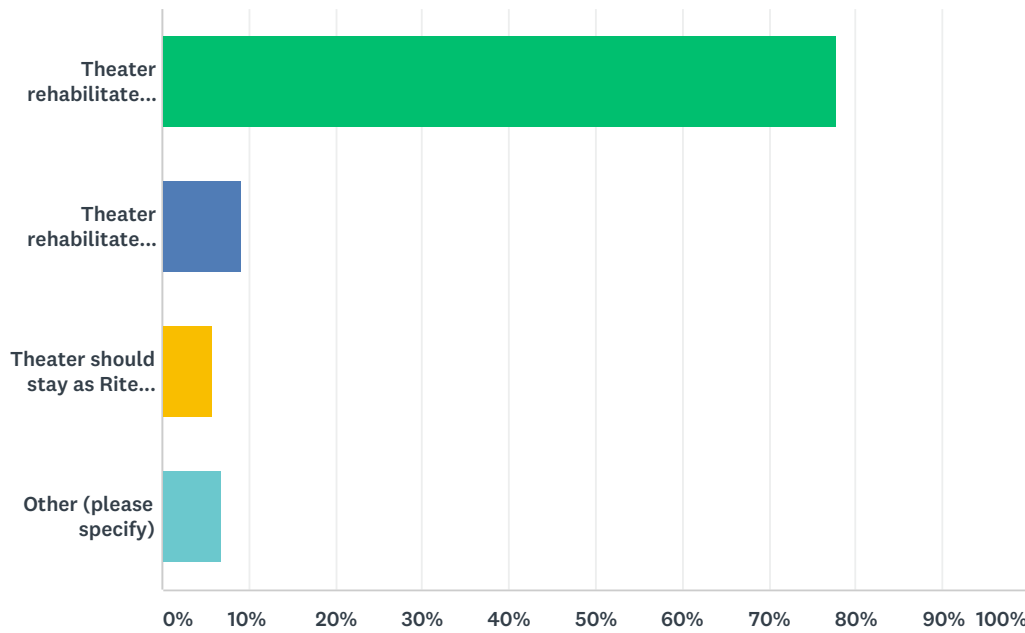
Answered: 159 Skipped: 89



ANSWER CHOICES	RESPONSES	
Strongly in favor of a limit on chain/franchise businesses	41.51%	66
Slightly in favor of a limit on chain/franchise businesses	33.96%	54
No preference	8.81%	14
Slightly oppose a limit on chain/franchise businesses	10.06%	16
Strongly oppose a limit on chain/franchise businesses	5.66%	9
TOTAL		159

Q20 After reading about examples of theater reuse in other communities, what would you like to see in the future for the Berkley Theater?

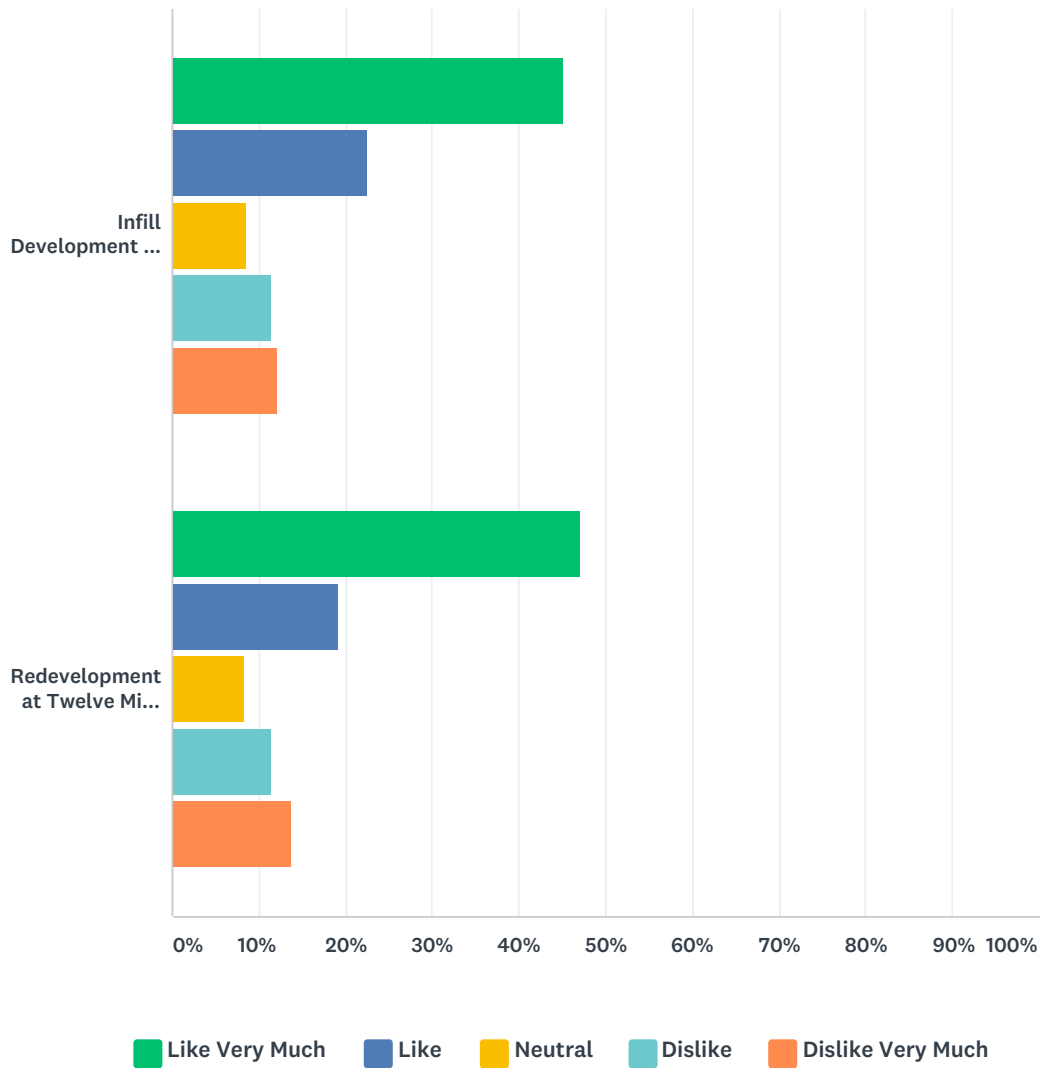
Answered: 172 Skipped: 76



ANSWER CHOICES	RESPONSES	
Theater rehabilitated as a functioning theater/performing arts space	77.91%	134
Theater rehabilitated and used as something else	9.30%	16
Theater should stay as Rite Aid	5.81%	10
Other (please specify)	6.98%	12
TOTAL		172

Q21 Overall, how would you rate the following hypothetical Development Concepts?

Answered: 166 Skipped: 82



	LIKE VERY MUCH	LIKE	NEUTRAL	DISLIKE	DISLIKE VERY MUCH	TOTAL
Infill Development at Hartfield Lanes	45.12% 74	22.56% 37	8.54% 14	11.59% 19	12.20% 20	164
Redevelopment at Twelve Mile & Royal	46.99% 78	19.28% 32	8.43% 14	11.45% 19	13.86% 23	166