

# COMPREHENSIVE PLANNING

L

## What is Comprehensive Planning?

Comprehensive planning is about community vision and growth. This process combines an analysis of physical, environmental, social, and economic characteristics with community input to set forth policies for the future development and decision-making for the future of Libertyville.

## How does it benefit the Community?

By planning comprehensively, this plan will provide a framework to empower the Village of Libertyville in their decision-making process. This will ensure:

- The Village supports the growth of existing and future businesses.
- Residents live in a community that is safe, healthy, and sustainable.

## What's the process?

### STATE OF THE VILLAGE

The first phase establishes a dynamic community planning process and creates a comprehensive information base through which to understand the Village's existing conditions.

### COMPREHENSIVE PLAN

The second phase establishes implementation action strategies that consider policy changes and public & private actions that can advance and achieve specific planning goals.

Comprehensive planning requires clear direction and broad expertise. It requires both an experienced, multi-disciplinary team and community insight.



**LIBERTYVILLE  
COMMUNITY**

**THE  
LAKOTA  
GROUP.**

**CBBEL  
SAM SCHWARTZ  
SB FRIEDMAN  
DUNCAN**

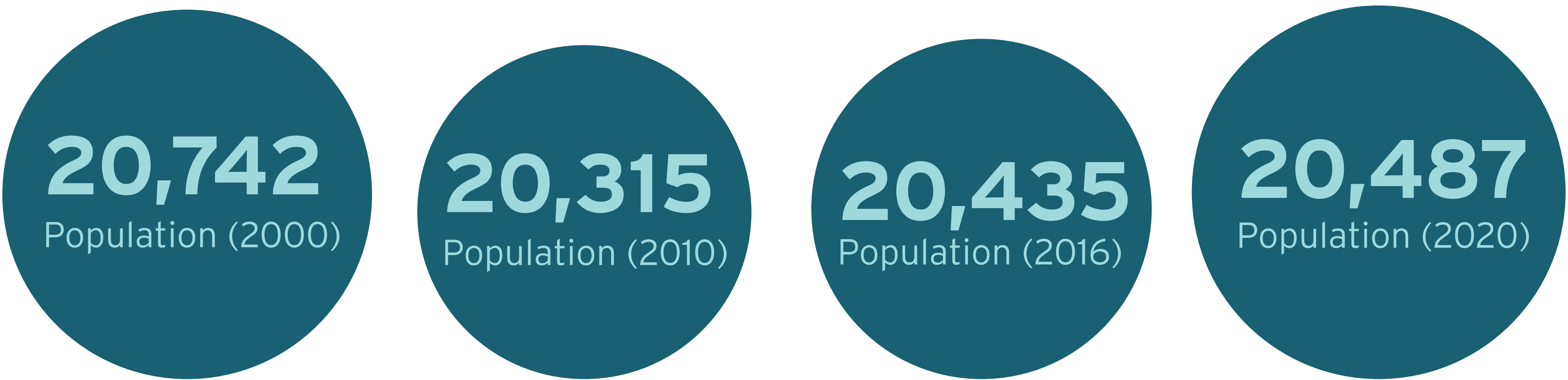
# LIBERTYVILLE COMMUNITY PROFILE



## Demographic Analysis

Population in Libertyville is stable with limited growth expected over the next five years. The highest growth cohort from 2016 to 2022 is projected to be empty nesters and younger seniors (age 60-79).

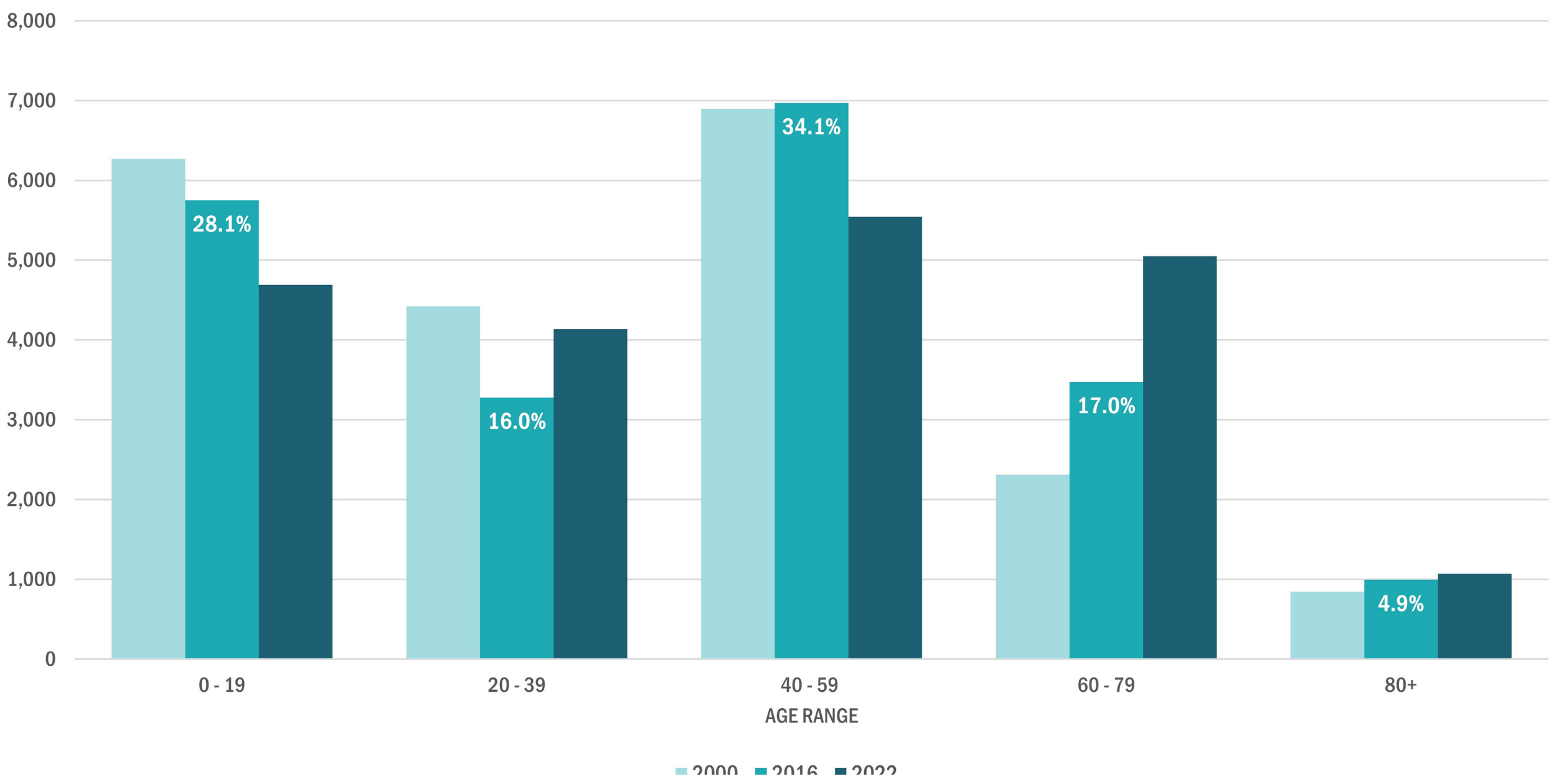
LIBERTYVILLE POPULATION (2000-2020)



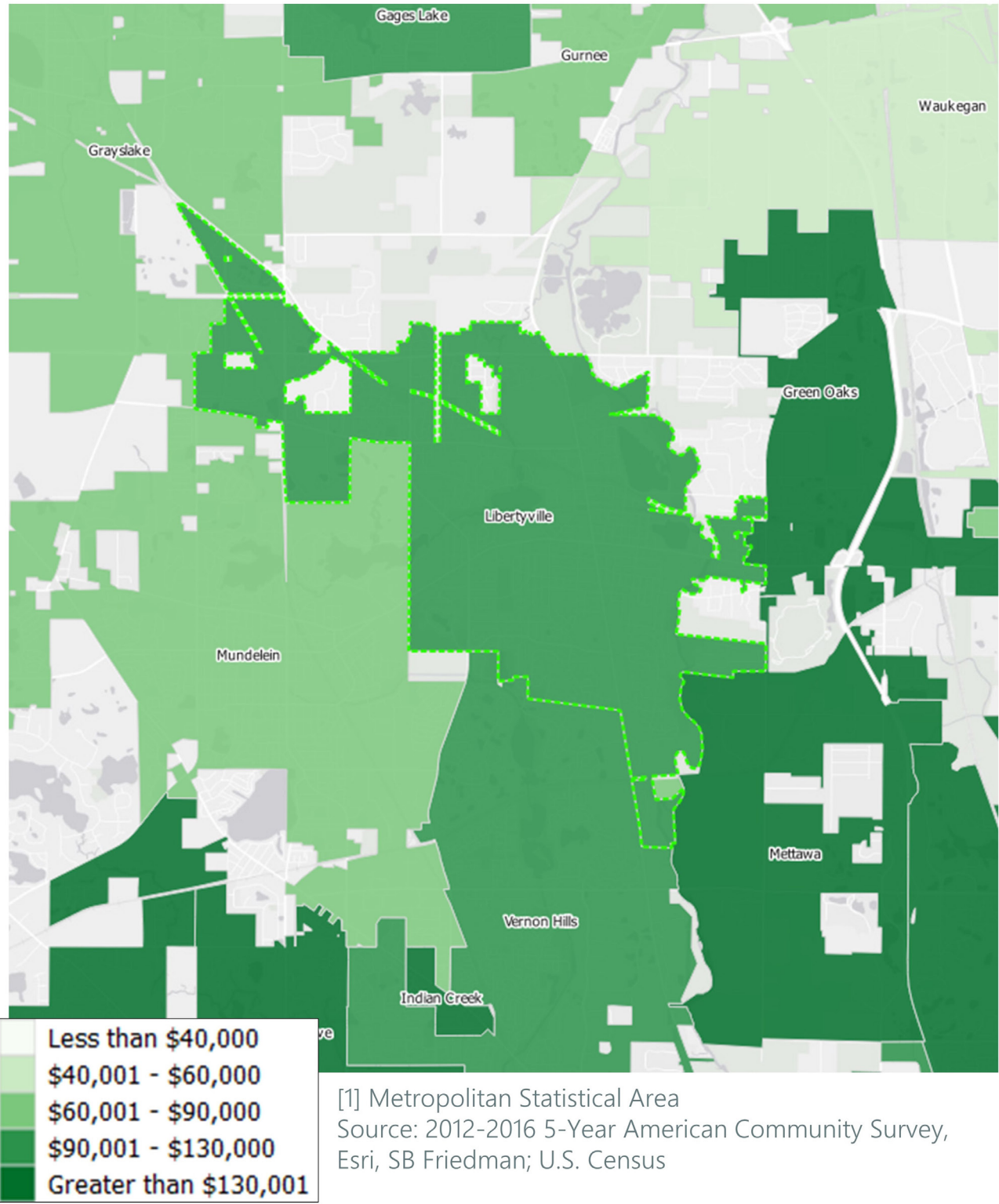
LIBERTYVILLE RACE BREAKDOWN

Population by race	
White	90.1%
Black	1.2%
American Indian	0.2%
Asian	5.7%
Pacific Islander	0%
Other	1.0%
Hispanic ethnicity	4%

LIBERTYVILLE POPULATION COMPOSITION, 2000-2022



LAKE COUNTY MEDIAN HOUSEHOLD INCOME



LIBERTYVILLE MEDIAN HOUSEHOLD INCOME

Geography	Median Household Income
Chicago MSA [1]	\$63,327
Lake County	\$79,886
Long Grove	\$184,208
Green Oaks	\$162,396
Mettawa	\$161,250
Indian Creek	\$137,639
Libertyville	\$119,125
Vernon Hills	\$95,217
Gages Lake	\$94,144
Gurnee	\$88,553
Grayslake	\$82,881
Mundelein	\$79,426
Waukegan	\$46,802

LAKE COUNTY EMPLOYMENT MIX 2015

INDUSTRIAL	35.6%
OFFICE	30.9%
RETAIL	10.7%
OTHER	22.8%

LIBERTYVILLE EMPLOYMENT MIX 2015

INDUSTRIAL	27.3%
OFFICE	29.7%
RETAIL	7.7%
OTHER	35.3%